

# 2022 Ohio School Report Cards Data and Resources



**Andrea Spitnale, MPH**  
Office of Accountability

March 10, 2023



# Agenda

Report Card Website

Report Card Resources

Download Data

Advanced Reports

Additional Data Resources

# Report Card Website

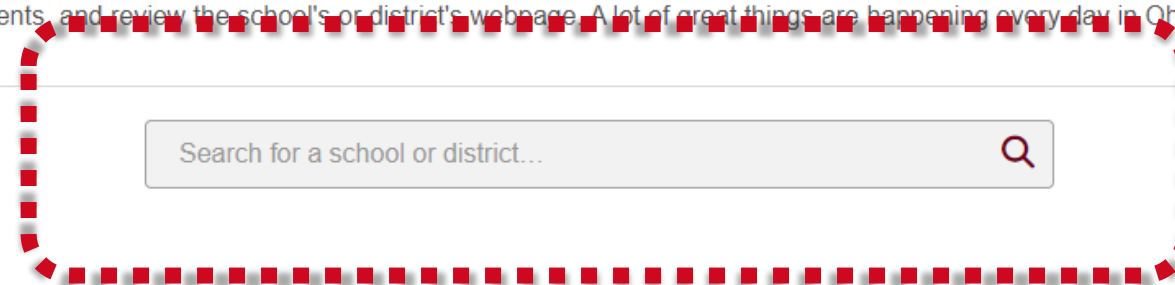




Report Cards are designed to give parents, communities, educators and policymakers information about the performance of districts and schools — to celebrate achievement and success and identify areas for improvement. The information provides clear and easily available reporting on student performance, drives local conversations on school improvement and identifies schools to receive supports for getting better. The goal is to ensure all students receive an excellent education that can lead to success in life, careers and future learning.

The Ohio General Assembly amended Ohio's accountability law in the summer of 2021. Schools and districts now receive star ratings for five components. The report cards for the 2021-2022 school year will not include an overall rating, but one will be added when the 2023 report cards are released in the fall of that year. Additional information on the changes to the accountability system can be found on the Department's [Report Card Resources webpage](#).

Report cards are only one part of the story about what is happening in schools and districts. To get a more complete picture, we encourage you to visit schools, talk to educators, parents and students, and review the school's or district's webpage. A lot of great things are happening every day in Ohio's schools!



<https://reportcard.education.ohio.gov/>



## District Home

Superintendent

Talisa L. Dixon

Address

1091 King Ave  
Columbus, OH 43212-2204

Directory information current as of the 2021-2022 R...  
date.

[Click here](#) to go to the district's profile page.  
By clicking this link you will leave the Ohio Departm...

## Your District's Students

Enrollment  
45192

District Home

District Overview

Achievement

Progress

Gap Closing

Graduation

Early Literacy

College, Career,  
Workforce and Military  
Readiness

Gifted Data

District Detail

School List

Financial Data

5000

chnical Planning District  
s City CTPD

ent is not responsible for any external site's content.

[View District](#)

[School Details](#)

[Contact us](#)

Graduation Rate  
79.7%

Number of Schools  
115





# District Overview

Print

The Ohio School Report Cards include performance information provided by schools and districts including academic, financial, and opportunity to learn data. Some of this data is then combined into six components that receive star ratings to indicate the level of performance for the school and district.

## Achievement

This component represents whether student performance on state tests met established thresholds and how well students performed on tests overall.



Needs support to meet state standards in academic achievement.

[View More Data](#)

## Progress

This component looks closely at the growth all students are making based on their past performances.



Evidence that the district met student growth expectations.

[View More Data](#)

## Gap Closing

The Gap Closing Component is a measure of the reduction in educational gaps for student subgroups.



Meets state standards in closing educational gaps.

[Gifted Data](#)

[View More Data](#)

## Graduation

The Graduation Component is a measure of the four-year adjusted cohort graduation rate and the five-year adjusted cohort graduation rate.



Needs significant support to meet state standards in graduation rates.

[View More Data](#)

## Early Literacy

The Early Literacy Component is a measure of reading improvement and proficiency for students in kindergarten through third grade.



Needs significant support to meet state standards in early literacy (K-3).

[View More Data](#)

## College, Career, Workforce and Military Readiness

This component looks at how well-prepared Ohio's students are for future opportunities, whether training in a technical field or preparing for work or college.

[View More Data](#)



# Report Card Resources





Report Cards are designed to give parents, communities, educators and policymakers information about the performance of districts and schools — to celebrate achievement and success and identify areas for improvement. The information provides clear and easily available reporting on student performance, drives local conversations on school improvement and identifies schools to receive supports for getting better. The goal is to ensure all students receive an excellent education that can lead to success in life, careers and future learning.

The Ohio General Assembly amended Ohio's accountability law in the summer of 2021. Schools and districts now receive star ratings for five components. The report cards for the 2021-2022 school year will not include an overall rating, but one will be added when the 2023 report cards are released in the fall of that year. Additional information on the changes to the accountability system can be found on the Department's [Report Card Resources webpage](#).

Report cards are only one part of the story about what is happening in schools and districts. To get a more complete picture, we encourage you to visit schools, talk to educators, parents and students, and review the school's or district's webpage. A lot of great things are happening every day in Ohio's schools!

---

<https://reportcard.education.ohio.gov/>







Report Cards are designed to give parents, communities, educators and policymakers information about the performance of districts and schools — to celebrate achievement and success and identify areas for improvement. The information provides clear and easily available reporting on student performance, drives local conversations on school improvement and identifies schools to receive supports for getting better. The goal is to ensure all students receive an excellent education that can lead to success in life, careers and future learning.

The Ohio General Assembly amended Ohio's accountability law in the summer of 2021. Schools and districts now receive star ratings for five components. The report cards for the 2021-2022 school year will not include an overall rating, but one will be added when the 2023 report cards are released in the fall of that year. Additional information on the changes to the accountability system can be found on the Department's [Report Card Resources webpage](#).

Report cards are only one part of the story about what is happening in schools and districts. To get a more complete picture, we encourage you to visit schools, talk to educators, parents and students, and review the school's or district's webpage. A lot of great things are happening every day in Ohio's schools!

Search for a school or district...



<https://reportcard.education.ohio.gov/>





Report Cards are designed to give parents, communities, educators and policymakers information about the performance of districts and schools — to celebrate achievement and success and identify areas for improvement. The information provides clear and easily available reporting on student performance, drives local conversations on school improvement and identifies schools to receive supports for getting better. The goal is to ensure all students receive an excellent education that can lead to success in life, careers and future learning.

The Ohio General Assembly amended Ohio's accountability law in the summer of 2021. Schools and districts now receive star ratings for five components. The report cards for the 2021-2022 school year will not include an overall rating, but one will be added when the 2023 report cards are released in the fall of that year. Additional information on the changes to the accountability system can be found on the Department's [Report Card Resources webpage](#).

Report cards are only one part of the story about what is happening in schools and districts. To get a more complete picture, we encourage you to visit schools, talk to educators, parents and students, and review the school's or district's webpage. A lot of great things are happening every day in Ohio's schools!

Search for a school or district...




# Report Card Resources

## REPORT CARD RESOURCES

Home > Data > Report Card Resources

### HOW DO I?

- » Submit an emergency medical waiver
- » Review the 2022 Report Card Guide 
- » Review Frequently Asked Questions
- » View Release Notes

### Contact Information




Accountability@education.ohio.gov

### Ohio Accountability System and Report Cards

Ohio School Report Cards give your community a clear picture of the progress of your district and schools in raising achievement and preparing students for the future. The information measures district and school performance in areas most critical to success in learning. The report cards also provide information about finances and expenditures, opportunities to learn and technology, and educators and staffing.



### SPREADSHEETS FOR THE 2021-2022 SCHOOL YEAR NOW AVAILABLE WITH THE OVERVIEW OF RATINGS AND GRADES.

All Districts  | Schools  | Community Schools  | Dropout Prevention and Recovery Schools  | Career Technical Planning Districts 

Files updated November 17, 2022.



# Report Card Resources

**SPREADSHEETS FOR THE 2021-2022 SCHOOL YEAR NOW AVAILABLE BELOW  
WITH THE OVERVIEW OF RATINGS AND GRADES.**

All Districts  | Public Schools  | Community Schools  | Dropout Prevention and Recovery Schools  | Career Technical Planning Districts 



**Find Your  
Report Card**



**Download Report  
Card Data**



**Resources and  
Technical  
Documents**



**Annual Reports  
and Information**



**Rewards and  
Recognition**



**Federal School  
Improvement  
Identification**

**Information on School and District Performance Management Data**



# Report Card Resources


- Some of the resources you will find:
  - [Overview Presentation](#)
  - [Accountability System Crosswalk](#)
  - [Report Card Release Notes](#)
  - Report Card User Guide
  - Technical Documents

## Resources and Technical Documents

Resources on how to read and use the report cards, as well as technical documentation on how the calculations work, for the following report card types:

- » [Traditional School and District Report Cards](#);
- » [Career Technical Planning District Report Cards](#); and
- » [Dropout Prevention and Recovery Report Cards](#).

In 2021-2022, many of the measures and ratings are new for the traditional district and school report cards. For information on the new report cards, an [overview presentation](#)  is available for review. For more information on the new system compared to the previous report cards, an [accountability system crosswalk](#)  is available for review.

In order to calculate a report card for each school, district and Career Technical Planning District, several accountability rules must apply. For these detailed rules, the “Where Kids Count” document  helps to walk through when and where a student will count in a calculation on the report cards.

[Report Card Disclaimers and Release Notes](#) are available on a rolling basis.

# Report Card Resources

- Some of the resources you will find:
  - Overview Presentation
  - Accountability System Crosswalk
  - Report Card Release Notes
  - **Report Card User Guide**
  - **Technical Documents**

## Traditional School and District Report Cards

Districts and schools report information for the Ohio School Report Cards on specific measures within six broader components. The components are Achievement, Progress, Gap Closing, Early Literacy, Graduation, and College, Career, Workforce and Military (CCWM) Readiness. Districts and schools earn a star rating on the components and an overall star rating. This helps give Ohio parents and schools a snapshot of the quality of education they are providing to students. For more information, overview and detailed documents are available at the links below.

[2022 Ohio School Report Card User Guide](#) 

1. **Achievement Component**
2. **Progress Component**
3. **Gap Closing Component**
  - » Chronic Absenteeism Improvement Indicator
  - » English Learner Proficiency Improvement Indicator
  - » Gifted Performance Indicator
4. **Early Literacy Component**
5. **Graduation Component**
6. **College, Career, Workforce and Military Readiness Component**
7. **Overall and Component Ratings**
8. **Additional Data and Information**
  - » Positive Behavioral Interventions and Supports (PBIS)
  - » Opportunity to Learn
  - » School Choice Options
  - » Wellness and Physical Education
  - » Attendance Rate
  - » Expenditure Calculations and Rankings
  - » Similar District Methodology
  - » Education Management Information System (EMIS)

# Report Card Resources


[back to top](#)

## Career Technical Planning District Report Card

The Career-Technical Planning District Report Cards include specific marks of performance, called measures, within broad categories called components. They receive grades for up to six measures and four components. The Career-Technical Planning District Report Cards also include federal reporting required by the federal Perkins V law. The [complete technical document](#) for the CTPD Report Card walks through each component and calculation.

[back to top](#)

## Dropout Prevention and Recovery Report Cards

Community schools that serve a majority of their students through dropout prevention and recovery programs receive the dropout prevention and recovery report card. The dropout prevention and recovery report card has four components and uses three ratings for each measure – Exceeds Standards, Meets Standards, or Does Not Meet Standards. The [complete technical document for the Dropout Prevention and Recovery Report Card](#)  walks through each component and calculation.

[back to top](#)

*Technical documentation about the previous accountability system and resport cards are available for the 2019-2020 school year.*

Last Modified: 2/13/2023 9:30:23 AM

# Download Data





# Download Data



The screenshot shows the Ohio School Report Cards website. At the top, there is a dark red navigation bar with a home icon on the left and a hamburger menu icon on the right. Below the navigation bar is a blue banner featuring a circular image of a student and the large text 'Ohio School Report Cards'. A dropdown menu is open from the hamburger menu, listing 'State Report Card', 'Download Data', 'Advanced Reports', 'Archives', and 'Resources'. The 'Download Data' option is highlighted with a red rectangular box.

Report Cards are designed to give parents, communities, educators and policymakers information about the performance of districts and schools — to celebrate achievement and success and identify areas for improvement. The information provides clear and easily available reporting on student performance, drives local conversations on school improvement and identifies schools to receive supports for getting better. The goal is to ensure all students receive an excellent education that can lead to success in life, careers and future learning.

The Ohio General Assembly amended Ohio's accountability law in the summer of 2021. Schools and districts now receive star ratings for five components. The report cards for the 2021-2022 school year will not include an overall rating, but one will be added when the 2023 report cards are released in the fall of that year. Additional information on the changes to the accountability system can be found on the Department's [Report Card Resources webpage](#).

Report cards are only one part of the story about what is happening in schools and districts. To get a more complete picture, we encourage you to visit schools, talk to educators, parents and students, and review the school's or district's webpage. A lot of great things are happening every day in Ohio's schools!

Search for a school or district...



# Download Data

- Downloadable Excel Files
- Separate files for Schools (Buildings) and Districts
- Also files specific to Community Schools, Career Tech Schools and Dropout Prevention and Recovery Schools
- Look at multiple schools or districts at the same time
- Sort or filter by SST region

# Download Data

## Report Card Related Files

### – Overview Data

- *Enrollment, Overall Rating and Points, Rating and Points/Percentages for all Components*

### – Component Level Data

- *Achievement Ratings*
- *Gap Closing Data*
- *Value-Added Data*
- *College, Career, Workforce and Military Readiness Data*
  - *Previous versions are Prepared for Success*
- *Early Literacy Data*
- *Graduation Rates*

**Note:** *These files are available at the school(building), district and community school level. They will start with the prefix of “Building”, “District” or “Community School”*

# Download Data

## Report Card Related Files

### – Details Data

- *Data that is shown on the “Details” page of the website under “Your District’s Students”*
- *Enrollment, Attendance, Mobility and Chronic Absenteeism by Subgroup*

### – Teacher Information

- *Data that is shown on the “Details” page of the website under “Your District’s Staff”*

### – School Choice Options

- *Data that is shown on the “Details” page of the website*
- *Shows Place of Enrollment for Students Residing in the District*

**Note:** *These files will be available at the school(building), district and community school level. They will start with the prefix of “Building”, “District” and “Community School”*

# Download Data

## Report Card Related Files

- **Gifted Data**
  - *Additional information about the gifted indicator – shown under “Gifted Data” on the website*
- **Non-Graduate Data**
  - *Additional information about non-graduates – also shown on the “Graduation” tab of the website*
- **College Readiness Data**
  - *Information about post-high school outcomes – also shown on the “College, Career, Workforce and Military Readiness tab of the website*
- **Expenditures Per Pupil**
  - *Information about Spending Per Pupil – also shown on the “Financial Data” tab of the website*

**Note:** *These files will be available at the school(building), district and community school level. They will start with the prefix of “Building”, “District” and “Community School”*

# Download Data

## Additional Data Files

- **Disaggregated**
  - *includes the % of students within a subgroup and the % in a subgroup scoring proficient or higher by subject and grade level on the OSTs*
- **Enrollment**
  - *Enrollment by Grade Level*
- **Alternate Assessment Data**
  - *Currently only exists at the district level*
- **Discipline Data**
- **Kindergarten Readiness Assessment (KRA) Data**
  - *% of students scoring at each level on the Overall Score and on-track/not on-track for Language and Literacy*

**Note:** *These files will be available at the school(building), district and community school level. They will start with the prefix of “Building”, “District” and “Community School”*

# Download Data

## Additional Data Files

- **Financial Files**
  - *EFM Data, Expanded List, Expenditure Rankings*
- **Federal Graduation Rate**
  - *Available at Building, District, State level*
- **Title I**
  - *Various measures calculated at the subgroup level*
- **CTE Files**
  - *Information specific to the Career Technical Planning District Report Card*
- **Dropout Recovery Schools**
  - *Information specific to the Dropout Prevention and Recovery Report Card*
- **District and School Contact Information**
  - *Contact information for Districts, Schools, Community School, Dropout Prevention and Recovery Schools and Stem Schools*

**Note:** *These are special files that do not start with “Building”, “District” or “Community School”*




The banner features a dark red header with a home icon on the left and a hamburger menu icon on the right. Below the header is a blue background with a circular image of a smiling child in a classroom. To the right of the image is the word "Ohio" in large white letters, with "School Report Cards" written below it in white. A white navigation menu is open on the right side, listing: State Report Card, Download Data (highlighted with a red box), Advanced Reports, Archives, and Resources.

Report Cards are designed to give parents, communities, educators and policymakers information about the performance of districts and schools — to celebrate achievement and success and identify areas for improvement. The information provides clear and easily available reporting on student performance, drives local conversations on school improvement and identifies schools to receive supports for getting better. The goal is to ensure all students receive an excellent education that can lead to success in life, careers and future learning.

The Ohio General Assembly amended Ohio’s accountability law in the summer of 2021. Schools and districts now receive star ratings for five components. The report cards for the 2021-2022 school year will not include an overall rating, but one will be added when the 2023 report cards are released in the fall of that year. Additional information on the changes to the accountability system can be found on the Department’s [Report Card Resources webpage](#).

Report cards are only one part of the story about what is happening in schools and districts. To get a more complete picture, we encourage you to visit schools, talk to educators, parents and students, and review the school’s or district’s webpage. A lot of great things are happening every day in Ohio’s schools!





# Download Data

Data is available for all schools and districts in Microsoft Excel format.

Select one or more school years. To see files for all available school years, leave this filter empty.

<input checked="" type="checkbox"/> 2021-2022	<input type="checkbox"/> 2013-2014
<input type="checkbox"/> 2020-2021	<input type="checkbox"/> 2012-2013
<input type="checkbox"/> 2019-2020	<input type="checkbox"/> 2011-2012
<input type="checkbox"/> 2018-2019	<input type="checkbox"/> 2010-2011
<input type="checkbox"/> 2017-2018	<input type="checkbox"/> 2009-2010
<input type="checkbox"/> 2016-2017	<input type="checkbox"/> 2008-2009
<input type="checkbox"/> 2015-2016	<input type="checkbox"/> 2007-2008
<input type="checkbox"/> 2014-2015	<input type="checkbox"/> 2006-2007
	<input type="checkbox"/> 2005-2006

Select one or more categories. To see files for all available categories, leave this filter empty.

- School Building Data
- District Data
- Disaggregated School Data
- Disaggregated District Data
- Title I
- Career Technical Planning District
- State Data
- Scrubbing District Changes
- Dropout Schools K-8 Data
- Financial Expenditures
- Gifted Indicator
- Third Grade Reading Guarantee
- Dropout Schools Data

Select a data file to download.

- [Building Achievement Ratings 2021-2022](#)
- [Building College Readiness Data 2021-2022](#)
- [Building College, Career, Workforce and Military Readiness Data 2021-2022](#)
- [Building Course Credit and Participation 2021-2022](#)
- [Building Details 2021-2022](#)
- [Building Disaggregated Disability 2021-2022](#)
- [Building Disaggregated Economically Disadvantaged 2021-2022](#)
- [Building Disaggregated Foster 2021-2022](#)
- [Building Disaggregated Gender 2021-2022](#)
- [Building Disaggregated Gifted 2021-2022](#)
- [Building Disaggregated Homeless 2021-2022](#)
- [Building Disaggregated LEP 2021-2022](#)
- [Building Disaggregated Migrant 2021-2022](#)
- [Building Disaggregated Military 2021-2022](#)
- [Building Disaggregated Race/Ethnicity 2021-2022](#)
- [Building Discipline Data 2021-2022](#)
- [Building Early Literacy Data 2021-2022](#)
- [Building Enrollment 2021-2022](#)
- [Building Expenditures Per Pupil 2021-2022](#)
- [Building Fine Arts Course Offerings 2021-2022](#)
- [Building Gap Closing Data 2021-2022](#)
- [Building Graduation Rates 2021-2022](#)
- [Building Kindergarten Readiness Assessment \(KRA\) Data 2021-2022](#)
- [Building Non-Graduate Data 2021-2022](#)
- [Building Overview 2021-2022](#)



# Download Data

Data is available for all schools and districts in Microsoft Excel format.

details 1/3 ^ v x

Select one or more school years. To see files for all available school years, leave this filter empty.


<input checked="" type="checkbox"/> 2021-2022	<input type="checkbox"/> 2013-2014
<input type="checkbox"/> 2020-2021	<input type="checkbox"/> 2012-2013
<input type="checkbox"/> 2019-2020	<input type="checkbox"/> 2011-2012
<input type="checkbox"/> 2018-2019	<input type="checkbox"/> 2010-2011
<input type="checkbox"/> 2017-2018	<input type="checkbox"/> 2009-2010
<input type="checkbox"/> 2016-2017	<input type="checkbox"/> 2008-2009
<input type="checkbox"/> 2015-2016	<input type="checkbox"/> 2007-2008
<input type="checkbox"/> 2014-2015	<input type="checkbox"/> 2006-2007
	<input type="checkbox"/> 2005-2006

Select one or more categories. To see files for all available categories, leave this filter empty.

- School Building Data
- District Data
- Disaggregated School Data
- Disaggregated District Data
- Title I
- Career Technical Planning District
- State Data
- Scrubbing District Changes
- Dropout Schools K-8 Data
- Financial Expenditures
- Gifted Indicator
- Third Grade Reading Guarantee
- Dropout Schools Data
- Rankings
- Similar District Data
- 2022 KRA Data for Data Insights

Select a data file to download.

- Building Achievement Ratings 2021-2022
- Building College Readiness Data 2021-2022
- Building College, Career, Workforce and Military Readiness Data 2021-2022
- Building Course Credit and Participation 2021-2022
- Building Details 2021-2022**
- Building Disaggregated Disability 2021-2022
- Building Disaggregated Economically Disadvantaged 2021-2022
- Building Disaggregated Foster 2021-2022
- Building Disaggregated Gender 2021-2022
- Building Disaggregated Gifted 2021-2022
- Building Disaggregated Homeless 2021-2022
- Building Disaggregated LEP 2021-2022
- Building Disaggregated Migrant 2021-2022
- Building Disaggregated Military 2021-2022
- Building Disaggregated Race/Ethnicity 2021-2022
- Building Discipline Data 2021-2022
- Building Early Literacy Data 2021-2022
- Building Enrollment 2021-2022
- Building Expenditures Per Pupil 2021-2022
- Building Fine Arts Course Offerings 2021-2022
- Building Gap Closing Data 2021-2022
- Building Graduation Rates 2021-2022
- Building Kindergarten Readiness Assessment (KRA) Data 2021-2022
- Building Non-Graduate Data 2021-2022
- Building Overview 2021-2022



Use ctrl + F to search for a specific file



# Download Data

## Download Data

Ohio School Report Cards

State Report Card  
Download Data  
Advanced Reports  
Archives  
Resources

Report Cards are designed to give parents, communities, educators and policymakers information about the performance of districts and schools — to celebrate achievement and success and identify areas for improvement. The information provides clear and easily available reporting on student performance, drives local conversations on school improvement and identifies schools to receive supports for getting better. The goal is to ensure all students receive an excellent education that can lead to success in life, careers and future learning.

The Ohio General Assembly amended Ohio's accountability law in the summer of 2021. Schools and districts now receive star ratings for five components. The report cards for the 2021-2022 school year will not include an overall rating, but one will be added when the 2023 report cards are released in the fall of that year. Additional information on the changes to the accountability system can be found on the Department's [Report Card Resources webpage](#).

Report cards are only one part of the story about what is happening in schools and districts. To get a more complete picture, we encourage you to visit schools, talk to educators, parents and students, and review the school's or district's webpage. A lot of great things are happening every day in Ohio's schools!

# Advanced Reports



# Advanced Reports

Ohio School Report Cards


Ohio School Report Cards

State Report Card  
Download Data  
**Advanced Reports**  
Archives  
Resources

Report Cards are designed to give parents, communities, educators and policymakers information about the performance of districts and schools — to celebrate achievement and success and identify areas for improvement. The information provides clear and easily available reporting on student performance, drives local conversations on school improvement and identifies schools to receive supports for getting better. The goal is to ensure all students receive an excellent education that can lead to success in life, careers and future learning.

The Ohio General Assembly amended Ohio's accountability law in the summer of 2021. Schools and districts now receive star ratings for five components. The report cards for the 2021-2022 school year will not include an overall rating, but one will be added when the 2023 report cards are released in the fall of that year. Additional information on the changes to the accountability system can be found on the Department's [Report Card Resources webpage](#).

Report cards are only one part of the story about what is happening in schools and districts. To get a more complete picture, we encourage you to visit schools, talk to educators, parents and students, and review the school's or district's webpage. A lot of great things are happening every day in Ohio's schools!

# Advanced Reports

- Customizable
- Run reports at the state, district and school level
- Can view up to five years of data on one page
- Export data to a spreadsheet



Report Cards are designed to give parents, communities, educators and policymakers information about the performance of districts and schools — to celebrate achievement and success and identify areas for improvement. The information provides clear and easily available reporting on student performance, drives local conversations on school improvement and identifies schools to receive supports for getting better. The goal is to ensure all students receive an excellent education that can lead to success in life, careers and future learning.

The Ohio General Assembly amended Ohio's accountability law in the summer of 2021. Schools and districts now receive star ratings for five components. The report cards for the 2021-2022 school year will not include an overall rating, but one will be added when the 2023 report cards are released in the fall of that year. Additional information on the changes to the accountability system can be found on the Department's [Report Card Resources webpage](#).

Report cards are only one part of the story about what is happening in schools and districts. To get a more complete picture, we encourage you to visit schools, talk to educators, parents and students, and review the school's or district's webpage. A lot of great things are happening every day in Ohio's schools!


Search for a school or district...




## Ohio Department of Education Report Portal

Welcome to the new Ohio Department of Education Report Portal! ODE produces many reports providing information on a variety of topics. ODE is in the early stages of transitioning to a new reporting platform, and the Reports Portal currently contains reports for the following topics:


Select a report from the menu to run it. To help you zero in on the specific information you are looking for or to simply explore the data, most reports are interactive via dropdown lists, radio buttons, or check boxes.



**Public Data**  
Reports for public districts and schools using academic, attendance, enrollment and financial data.



**Nonpublic Data**  
Reports for nonpublic schools and homeschool students using academic, enrollment and scholarship data.



**Finance**  
Reports about School Foundation Payments and Five Year Forecast.



# Advanced Reports

## Ohio Department of Education Report Portal

### Public Data



#### Discipline

Reports about Disciplinary incidents.



#### Value Added

Reports about Value Added data.



#### Enrollment

Reports about Student Enrollment.



#### College and Career Readiness

Reports about College and Career Readiness.



#### Financial

Reports about Expenditures and Revenues.



#### Improving At-Risk K3 Readers

Reports about Improving At-Risk K3 Readers.



#### Graduation

Reports about High School Graduation Rates.



#### Teacher and Staff

Reports about Teacher and Staff.



#### Student Attendance

Reports about Absenteeism and Attendance.



#### Early Learning

Reports about Early Learning data.



#### Test Results

Reports about Ohio's State Tests.



#### Similar Districts

Reports about Similar District data.

# Advanced Reports

Home ▾



## Ohio Department of Education Report Portal

Public Data / Test Results



### Test Results with Student Disagg School

Test Result and Proficiency Level details by school by assessment by demographic.



### Test Results with Student Disagg State

Test Result and Proficiency Level details for state by assessment by demographic.



### Test Results with Student Disagg District

Test Result and Proficiency Level details by district by assessment by demographic.



# Advanced Reports

Home ▾

Ohio Department of Education

## Percent Proficient with Student Demographic (District) - Overview

Choose a School Year  
2021-2022 School Year ▾

Choose a District  
Search

- A+ Arts Academy - 000556 (Franklin)
- A+ Children'S Academy - 013232 (Franklin)
- Academy For Urban Scholars Youngstown - 013249 (Franklin)
- Academy For Urban Scholars Youngstown - 013249 (Mahoning)
- Achieve Career Preparatory Academy - 011507 (Lucas)
- Achievepoint Career Academy - Cincinnati - 017275 (Hamilton)
- Ada Exempted Village - 045187 (Hardin)
- Adams County Ohio Valley Local - 061903 (Adams)
- Adena Local - 049494 (Ross)
- Akron Career Tech High School - 019427 (Summit)

Choose a Subgroup  
All Students ▾

[Click Here to Run Report](#)

Test Results Demographic | Proficiency Level Demographic | Test Results Disaggregate | Proficiency Level Disaggregate





**Ohio** | Department of Education **Percent Proficient (District) - Demographic Overview**



Choose a School Year

Multiple selections ▾

Choose a District

Columbus City Schools District - 043802 (Franklin) ▾

Choose a Subgroup

All Students ▾



District	Grade	Subject	Subgroup	2019-2020 School Year	2020-2021 School Year	2021-2022 School Year	
Columbus City Schools District - 043802 (Franklin)	Not Applicable	Not Applicable	All Students			19.2%	
		<b>Total</b>				<b>19.2%</b>	
	Third Grade	English Language Arts	All Students		22.3%	23.0%	33.5%
		Mathematics	All Students			19.3%	26.2%
		<b>Total</b>			<b>22.3%</b>	<b>21.2%</b>	<b>29.8%</b>
	Fourth Grade	English Language Arts	All Students			25.4%	36.8%
		Mathematics	All Students			18.8%	29.3%
		<b>Total</b>				<b>22.1%</b>	<b>33.1%</b>
	Fifth Grade	English Language Arts	All Students			36.1%	35.6%
		Mathematics	All Students			13.3%	19.1%
		Science	All Students			20.6%	28.2%
		<b>Total</b>				<b>23.4%</b>	<b>27.7%</b>
	Sixth Grade	English Language Arts	All Students			23.7%	29.6%
		Mathematics	All Students			16.3%	19.2%
		<b>Total</b>				<b>20.1%</b>	<b>24.4%</b>
	Seventh Grade	English Language Arts	All Students			32.8%	32.6%
		Mathematics	All Students			12.4%	11.5%
		<b>Total</b>				<b>22.9%</b>	<b>22.4%</b>
	Eighth Grade	English Language Arts	All Students			23.3%	26.7%
		Mathematics	All Students			14.5%	16.9%
		Science	All Students			24.6%	33.4%
		<b>Total</b>				<b>20.8%</b>	<b>25.7%</b>
	High School	Algebra I	All Students		53.0%	23.7%	13.3%
American US Government		All Students		41.8%	45.5%	51.3%	
American US History		All Students		48.4%	38.2%	43.1%	
Biology		All Students		46.2%	34.9%	35.5%	

- Export data
- Show as a table
- Spotlight
- Get insights
- Sort descending
- Sort ascending
- Sort by >

Filters



Choose a School Year

2021-2022 School Year

Choose a District

Cincinnati Public Schools - 043752 (Hamilton)

Gender	Enrollment	% of Total
Female	17,592	49.1%
Male	18,268	50.9%
<b>Total</b>	<b>35,860</b>	<b>100.0%</b>

Race/Ethnicity	Enrollment	% of Total
American Indian or Alaskan Native	74	0.2%
Asian	411	1.1%
Black, Non-Hispanic	21,965	61.3%
Hispanic	3,461	9.7%
Multiracial	2,364	6.6%
Pacific Islander	32	0.1%
White, Non-Hispanic	7,554	21.1%

Grade Level	Enrollment	% of Total
Preschool (Ages 3-5)	1,793	5.0%
Kindergarten	2,757	7.7%
1st Grade	2,593	7.2%
2nd Grade	2,720	7.6%
3rd Grade	2,768	7.7%
4th Grade	2,688	7.5%
5th Grade	2,581	7.2%
6th Grade	2,628	7.3%
7th Grade	2,499	7.0%
8th Grade	2,609	7.3%
9th Grade	3,027	8.4%
10th Grade	2,895	8.1%
11th Grade	2,266	6.3%
12th Grade	2,008	5.6%
Student with disability condition who has completed graduation requirements and elects to remain for further training	26	0.1%

English Learner Status	Enrollment	% of Total
EL Student in school < 1 year	694	22.7%
EL Student in his/her second year	415	13.6%
EL Student in trial mainstream program	95	3.1%
EL Student	1,850	60.6%

Additional Subgroups	Enrollment	% of Total
Economic Disadvantaged	29,393	82.0%
Homeless Students	2,052	5.7%
Identified as Gifted	4,513	12.6%
Migrant Students	26	0.1%
Student With Disabilities	7,079	19.7%



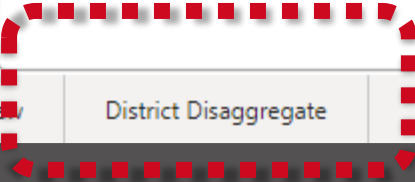


Choose a School Year  
 2021-2022 School Year

Choose a District  
 Cincinnati Public Schools - 043752 (Hamilton)

Choose a Subgroup  
 Economic Disadvantaged

District	Gender	Race/Ethnicity	Subgroup	2021-2022 School Year
Cincinnati Public Schools - 043752 (Hamilton)	Female	American Indian or Alaskan Native	Economic Disadvantaged	36
			Not Economic Disadvantaged	<10
		Asian	Economic Disadvantaged	101
			Not Economic Disadvantaged	114
		Black, Non-Hispanic	Economic Disadvantaged	9,919
			Not Economic Disadvantaged	825
		Hispanic	Economic Disadvantaged	1,387
			Not Economic Disadvantaged	232
		Multiracial	Economic Disadvantaged	986
			Not Economic Disadvantaged	241
		Pacific Islander	Economic Disadvantaged	14
			Not Economic Disadvantaged	<10
		White, Non-Hispanic	Economic Disadvantaged	1,825
			Not Economic Disadvantaged	1,897
	Male	American Indian or Alaskan Native	Economic Disadvantaged	26
			Not Economic Disadvantaged	<10
		Asian	Economic Disadvantaged	93
			Not Economic Disadvantaged	103
		Black, Non-Hispanic	Economic Disadvantaged	10,441
			Not Economic Disadvantaged	780
		Hispanic	Economic Disadvantaged	1,640
			Not Economic Disadvantaged	202
		Multiracial	Economic Disadvantaged	934
			Not Economic Disadvantaged	203
		Pacific Islander	Economic Disadvantaged	<10
			Not Economic Disadvantaged	<10
		White, Non-Hispanic	Economic Disadvantaged	1,984
			Not Economic Disadvantaged	1,848



# Advanced Reports

## Advanced Reports



Report Cards are designed to give parents, communities, educators and policymakers information about the performance of districts and schools — to celebrate achievement and success and identify areas for improvement. The information provides clear and easily available reporting on student performance, drives local conversations on school improvement and identifies schools to receive supports for getting better. The goal is to ensure all students receive an excellent education that can lead to success in life, careers and future learning.

The Ohio General Assembly amended Ohio's accountability law in the summer of 2021. Schools and districts now receive star ratings for five components. The report cards for the 2021-2022 school year will not include an overall rating, but one will be added when the 2023 report cards are released in the fall of that year. Additional information on the changes to the accountability system can be found on the Department's [Report Card Resources webpage](#).

Report cards are only one part of the story about what is happening in schools and districts. To get a more complete picture, we encourage you to visit schools, talk to educators, parents and students, and review the school's or district's webpage. A lot of great things are happening every day in Ohio's schools!

Search for a school or district...





# Download Data vs. Advanced Reports

- If you want to see multiple years of data for a school/district together – **Advanced Reports**
- If you want to be able to see several levels of disaggregations for a specific school/district– **Advanced Reports**
- If you want to view several schools or districts at the same time on a specific metric – **Download Data**
- If you want to look at data within a certain component– **Download Data**

# Additional Data Resources




## Additional Data Resources

# Secure Data Center (SDC)

- Available to school and district staff
- Accessed through OH|ID portal
- Must be assigned appropriate OEDS role
- A way for staff to review data submitted to the department
  - Updated earlier than public data
- Able to view data at the student level if have student-level access


# Additional Data Resources

# Secure Data Center (SDC)



**Human Resources Management System**  
Timecard entry and leave requests

Details [Open App](#)




**Learning Management System (LMS)**  
Online training tool

Details [Open App](#)



**myOhio**  
State of Ohio employee intranet with benefit, pay and ePerformance information.

Details [Open App](#)




**Report Portal**  
EDU report portal

Details [Open App](#)




**Educator Licensure and Records (CORE)**  
Apply, renew, and maintain licenses

Details [Open App](#)




**Learning on Demand - Percipio**  
Learning on Demand

Details [Open App](#)




**O'Reilly Learning**  
O'Reilly books, videos, learning paths, tutorials, and more. Provided by the State Library of

Details [Open App](#)




**Ohio Education Directory System (OEDS)**  
Directory of schools and districts

Details [Open App](#)



**ServiceNow**  
ServiceNow

Details [Open App](#)



**State Library Catalog**  
Access e-books, download journal articles, and search online databases.

Details [Open App](#)



# Additional Data Resources

# Secure Data Center (SDC)

## Ohio Department of Education Report Portal

Welcome to the new Ohio Department of Education Report Portal! ODE produces many reports providing information on a variety of topics. ODE is in the early stages of transitioning to a new reporting platform, and the Reports Portal currently contains reports for the following topics:

Select a report from the menu to run it. To help you zero in on the specific information you are looking for or to simply explore the data, most reports are interactive via dropdown lists, radio buttons, or check boxes.



### Public Data

Reports for public districts and schools using academic, attendance, enrollment and financial data.



### Secure Data Center

Reports available to Districts and other LEAs depicting local report card measures.



### Finance

Reports about School Foundation Payments and Five Year Forecast.



### Nonpublic Data

Reports for nonpublic schools and homeschool students using academic, enrollment and scholarship data.



### Teacher Reports

Reports about Principals, Teachers and Other Staff.

# Additional Data Resources

# Secure Data Center (SDC)

Secure Data Center



## Career and Technical Education

Reports about Career Tech Education data.



## Student Attendance

Reports about Absenteeism and Attendance.



## Discipline

Reports about Disciplinary incidents.



## Teacher and Staff

Reports about Principals, Teachers and Other Staff.



## Enrollment

Reports about Student Enrollment.



## Test Results

Reports about Ohio's State Tests.



## Financial

Reports about Expenditures.



## Value Added

Reports about Value Added data.



## Graduation

Reports about High School Graduation Rates.



## Local Report Card

Reports depicting local report card measures.



## Improving At-Risk K-3 Readers

# Additional Data Resources

# Secure Data Center (SDC)



## District Local Report Card

District report depicting report card measures.



## District Local Report Card (ITC)

District report depicting report card measures.



## School Local Report Card

School report depicting report card measures.



## School Local Report Card (ITC)

School report depicting report card measures.



## Dropout Recovery Program Report Card

Dropout Recovery Program depicting report card measures for Dropout Recovery Community Schools.



## Dropout Recovery Program Report Card (ITC)

Dropout Recovery Program depicting report card measures for Dropout Recovery Community Schools.



## CTPD Local Report Card

CTPD report depicting report card measures.



## School Local Report Card (Sponsors)

School report depicting report card measures.



## Similar Districts

Ohio's Local Report Card starts with any given district and identifies up to 20 districts that are most similar according to certain criteria.



## Dropout Recovery Program Report Card (Sponsors)

Dropout Recovery Program depicting report card measures for Dropout Recovery Community Schools.



# Additional Data Resources

# Secure Data Center (SDC)

The screenshot displays the Ohio Department of Education's District Local Report Card Reports interface. At the top left, the Ohio Department of Education logo is visible. The main heading is "District Local Report Card Reports". Below this, there are two dropdown menus: "Select a District:" with "All" selected, and "Select a School Year:" with "2021-2022" selected. The main content area consists of a grid of report categories, each in a white box with a black border. The categories are: Overall Rating (with a "Click for Report" tooltip), District Details, Achievement, Progress, Gap Closing, Early Literacy, Graduation Rates, College, Career, Workforce and Military Readiness, College, Career, Workforce and Military Readiness Report..., Gifted, Chronic Absenteeism, Opportunity to Learn, Performance Indicators, and Important Information about 2021-2022 School Year Reports (with an information icon). A small "District Local Report Card Reports" label is at the bottom left of the interface.





# Additional Data Resources

# Ohio EVAAS

## Ohio EVAAS



### About Ohio EVAAS

Ohio's Value-Added component measures and evaluates the impact schools and teachers have on their students' academic progress. Value-added measures student growth, not whether the student is proficient on the state assessment. The Education Value-added Assessment System (EVAAS) uses the Ohio value-added measure to produce interactive reports that help educators evaluate practices and implement programs that best meet the needs of their students, as well as make informed decisions about where to focus resources to ensure growth opportunities for all students.

#### Comparison Reports

These reports allow for comparison of schools and districts across the state, and include interactive reports for selecting the data of interest.

[▶ See Comparison Reports](#)

#### District Reports

These reports show academic growth for all districts in Ohio. This information is available as a measure that combines all tested subjects and grades as well as for individually tested subjects and grades.

[▶ See District Reports](#)


#### School Reports

These reports show academic growth for all schools in Ohio. This information is available as a measure that combines all tested subjects and grades as well as for individually tested subjects and grades.

[▶ See School Reports](#)


#### Frequently Asked Questions

- [▶ What is the difference between achievement and progress data?](#)
- [▶ What is value-added?](#)
- [▶ What is EVAAS?](#)
- [▶ What are the benefits of EVAAS?](#)
- [▶ What questions does EVAAS answer?](#)
- [▶ What specific types of EVAAS reporting are available to districts/schools?](#)



# Additional Data Resources

# Ohio EVAAS


 Kettering City School District
 District at a glance ▾
☰

---

★★★★★
**Progress**

Significant evidence that the district exceeded student growth expectations by a larger magnitude.
The Progress Component measures the academic performance of students compared to expected growth on Ohio's State Tests.

For more detailed data on Progress and Value-Added, [click here](#).

---

**Progress Details**

These tables show the Progress scores by test grade and subject for students in grades 4-8 and some end-of-course tests, and includes up to three years of data as available.

Test Grade	Progress			
	English Language Arts	Mathematics	Science	All Tests
All Grades				
4th Grade				
5th Grade				
6th Grade				
7th Grade				
8th Grade				

Test Grade	Progress							
	English II	Algebra	Geometry	Mathematics I	Mathematics II	Biology	American History	American Government
High School								



# Links

[Report Card Website](#)

[Report Card Resources](#)

[Download Data](#)

[Advanced Reports](#)

[Ohio EVAAS](#)

[OH|ID Portal Help](#)

[Assigning Roles in OEDS](#)

[New EMIS Coordinator Training Resources](#)

[How to Get Help with EMIS Reporting](#)



# Contact

Please contact the Office of Accountability with additional questions: [accountability@education.ohio.gov](mailto:accountability@education.ohio.gov)





**@OHEducation**

